

SHINING 3D  
DENTAL



Importers & Dealers in Quality Dental Goods

# Aoralscan Elf

Intraoral Scanner

Smarter Occlusion

E · Ergonomic

L · Lightweight

F · Functional

EN

SHINING3DDENTAL.COM



# Where Ergonomics Meets Efficiency

This compact yet powerful intraoral scanner sets a new standard in digital dentistry by offering a lightweight form without compromising performance. With enhanced speed, smart functionality, and exceptional accuracy, Aoralscan Elf empowers dental professionals to achieve streamlined workflows, improved patient comfort, and outstanding clinical results effortlessly.



## Featherlight Design

Weighing only 106g, Aoralscan Elf offers pen-like ergonomics that ensure comfortable, fatigue-free scanning - even during extended procedures.



## Streamlined Connectivity


A single Type-C plug-and-play cable eliminates the need for bulky adapters and tangled wires, enabling fast setup and smooth operation.



## Adaptable Tip Options

Comes with three interchangeable scanning tips, to meet a variety of clinical scenarios with ease.

106<sup>g</sup>



**Big tip**

ideal for edentulous  
and implant cases



**Standard tip**

optimized for  
general adult use



**Mini tip**

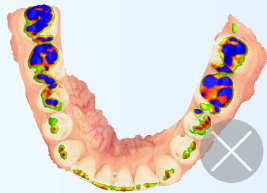
specially designed for  
pediatric patients

# Smart Software for a Superior Experience

Aoralscan software offers powerful features to simplify complex cases, promote teamwork among clinical staff, and improve the precision of restorative results, ensuring a seamless digital workflow from scan to the outcome.

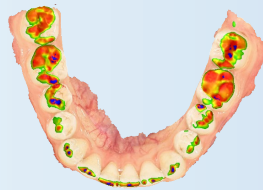
## IntelliBite

With the combination of upgraded hardware and Intelligent algorithms, IntelliBite delivers fast and accurate bite registration.



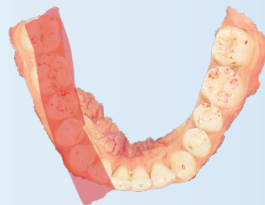
### Before Optimization

These discrepancies can negatively impact restorative design, potentially compromising clinical outcomes.



### After Optimization

IntelliBite intelligently refines bite to better match true intraoral contact. This enhances accurate bite registration, minimizes bite-through and open bite risks.



### Articulating Paper Marks

IntelliBite occlusion optimization delivers results that closely match articulating paper, ensuring precise and reliable outcomes.

By eliminating the need for manual bite adjustments in the design process, IntelliBite significantly improves restoration design efficiency and reduces chairside adjustment time—boosting confidence in every treatment outcome.



**Scan** Acquire intraoral data with high accuracy.



**Skip Manually Occlusal Relationship Adjustment**

IntelliBite smart bite registration will automatically find the real distribution of occlusal contacts



**Design**

With accurate occlusion data, crown design becomes faster and more precise.



**Fabricate**

Generate 3D-printed crown and model.



**Try-in & Minor Adjustment**

The fabricated crown requires minimal chairside adjustment due to optimized occlusal accuracy - saving time and improving patient comfort.



**Technicians**

### **Fewer Remakes, Greater Efficiency**

Simplified workflows deliver consistent results and reduce remakes.



**Clinicians**

### **Save Chairside Time**

One scan enables accurate restorations and minimizes chairside adjustments.



**Patients**

### **Greater Satisfaction**

A successful prosthetics fit improves comfort and reduces follow-up visits.

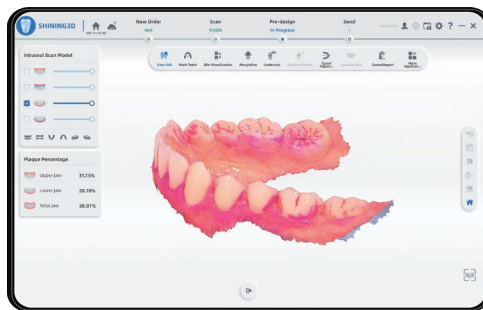
# Intelligent Plaque Management Suite

Through precise intraoral scanning and AI deep-learning algorithms, the system transforms plaque staining results into objective quantitative data for long-term tracking and proactive oral health prevention.



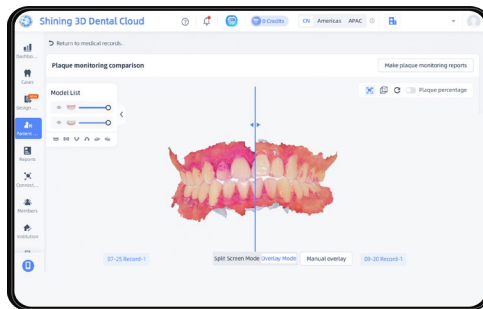
## Plaque Scanning & Analysis

Performs full-mouth plaque scanning and calculating plaque-tooth area ratio.



## Smart Report Comparison

Compares results from multiple visits to track numerical changes.



## Mobile Report Sharing

Generates shareable reports for patients' personalized guidance.



**Simplifies clinicians  
and hygienists' workflow**



**Raises patient awareness and  
PMTC acceptance**



**Encourages patients to return  
for regular visits**



**Enhances home care and  
strengthens patient engagement**



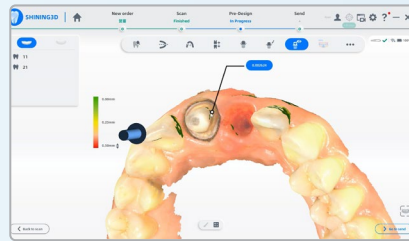
# Outstanding Scanning Performance

The Aoralscan Elf software is equipped with numerous powerful tools to optimize the scanning process and enhance efficiency.



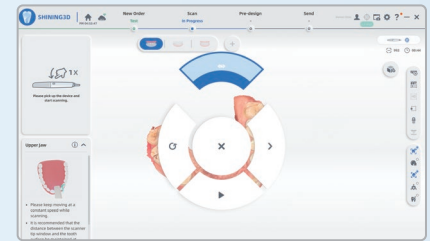
## Intelligent Scan

Automatically filters soft tissue interference for clean, high-quality data.



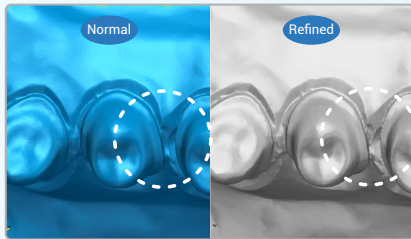
## Undercut Direction Analysis

Helps evaluate whether further tooth preparation is required, improving treatment planning.



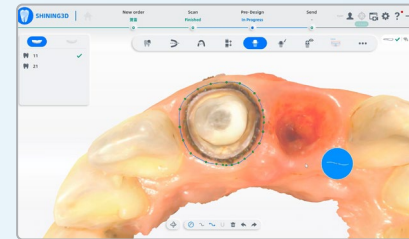
## Motion Sensing Control

Hands-free navigation to maintain a hygienic environment.



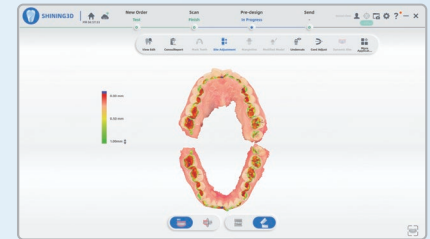
## Refined Scan

Captures restoration areas with clearer margins and more detailed contours through higher mesh density.



## Automatic Margin Line Recognition

Boosts workflow efficiency and improves communication between dentists and technicians.

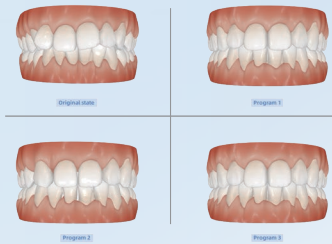


## Bite Visualization

Bite analysis with sectioned views and heat map visualization ensures an accurate occlusal relationship for subsequent applications.

# Advanced Modules for Every Need

Aoralscan Elf integrates SHINING 3D Dental's advanced modules to support complete digital workflows across orthodontics, restorative dentistry, and implantology - enabling precise diagnostics, efficient treatment planning, and streamlined design for a smarter, more effective clinical experience.



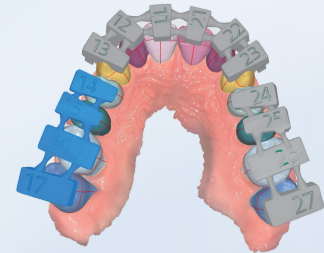
## ConsulOS

The ortho-treatment process can be simulated, and patients will be able to preview the post-treatment effect in advance.



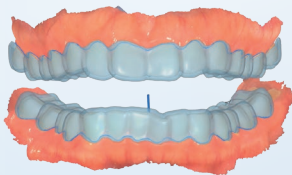
## MetronTrack

With the measurement and comparison functions, it helps improve dentist-patient communication efficiency and effectiveness by tracking patients' data.



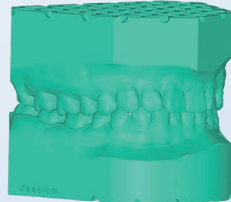
## CreIBT

Designs an indirect bonding tray, which can be directly 3D printed to help orthodontists attach brackets faster and more accurately.



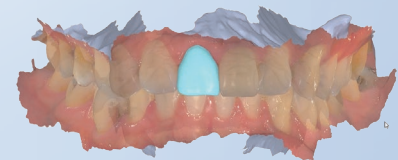
## CreSplint

A smart tool that allows users to design retainers or splint automatically with minimum operation.



## AccuDesign

Orthodontic or restoration models can be easily designed with AI for printing.



## CreTemp

Temporary crowns can be designed and printed in the clinic, reducing the patient's waiting time.

# Lifetime Oral Health Management on SHINING 3D Dental Cloud

The Oral Health Report is an invaluable tool that greatly contributes to the overall management of a patient's oral health throughout their lifetime. This comprehensive report provides detailed information and analysis of various aspects of the patient's oral health, including symptoms, preventive measures, and treatment plans. With SHINING 3D Dental Cloud platform, clinics can store and manage all the patients' information systematically and track their long-term oral and facial changes, becoming patients' lifetime oral health management partner.



AI-powered analysis of oral diseases enhances diagnostic efficiency in clinics.



Effortlessly share reports with patients via QR code.



Features like graffiti mode, 3D labels for an overall view, and direction guidance streamline communication between dentists and patients.



Tools such as the Bolton Ratio, molar relationship, overjet and overbite measurements, and an occlusion map offer comprehensive analysis.







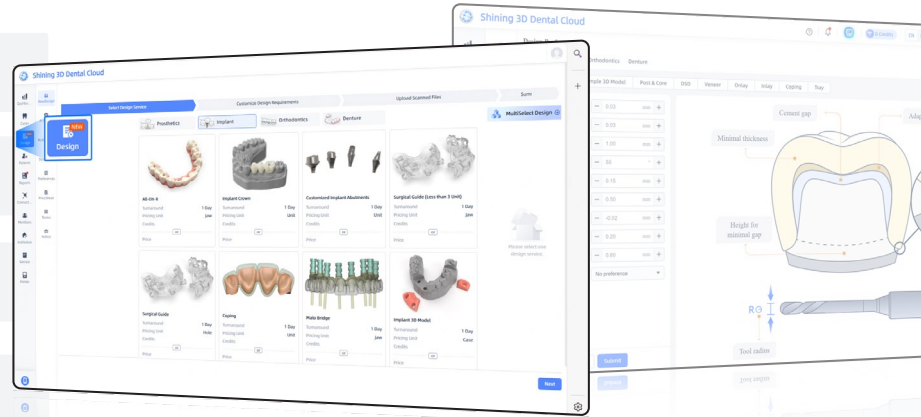
Scan the QR code to view video



# SHINING 3D Dental Design Service

An important component of SHINING 3D's end-to-end Digital Dental Solutions is the SHINING 3D Dental Design Service, where we offer customized design solutions ranging from dentures to implant crowns and surgical guides.

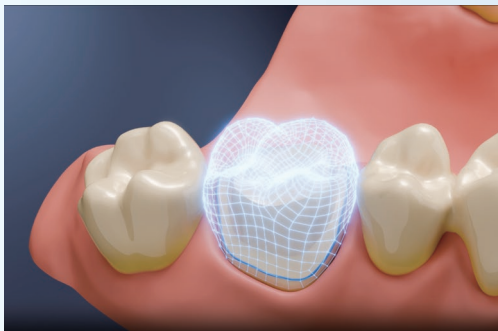
-  **Comprehensive Design Categories**
-  **Seamless Workflow**
-  **Fast Turnaround**
-  **3D Model Design Check**



Scan the QR code  
to view Design Service



Scan the QR code  
to view AI Design



## SHINING 3D Dental AI Design

Enhance your chairside efficiency with our AI Design Service - producing highly accurate crowns and models in as little as 60 seconds, with a high acceptance rate. Powered by advanced AI and seamlessly integrated via the cloud, this solution offers exceptional speed, precision, and convenience to your digital workflow.

# Technical Specifications

## Aoralscan Elf

Scan Field	Big tip: 19 mm × 14 mm Standard tip: 16 mm × 12 mm Mini tip: 12 mm × 9 mm
Scan Principle	Non-contact scanner with structured light
Dimension (L×W×H)	245.5 mm × 27 mm × 30.5 mm
Weight	106 g (without cables)
Output	STL, OBJ, PLY
Connection Port	Type-C

### Recommended PC Configuration

CPU	Intel Core i7-8700 or higher
RAM	Recommended: 32 GB
Hard Drive	256 GB SSD or above
Graphic Card (GPU)	NVIDIA RTX 2060 6GB or higher
Operating System	Windows 10 Professional (64-bit) or later versions of the Windows operating system
Connection Port	1 USB Type-C@3.0A (5V, 3A) and 1 Type-A USB 3.0 (or higher)

**SHINING 3D**  
DENTAL



Importers & Dealers in Quality Dental Goods

📍 1102 Embassy Chambers, 3rd Road, Khar West, Mumbai - 400052, India  
☎ +91 22 6127 7777 📞 +919930006127 ✉ sales@nkpatelandsons.com  
🌐 www.nkpatelandsons.com 📱 @nkpatelandsons 📧 @nkpatelandsons